

harmony



healthcare



Fit your body, match your shape



Organizations look for seating that is able to accommodate various body types, support the rigors of 24/7 use and hold up to environmental and cleaning protocols. The Harmony series responds to all these needs and more.

Harmony has three back heights. All back heights include a body contoured back. A 5¼" ratchet back adjustment is available on most models to further customize comfort. Four contoured high density Ultracell foam seat sizes allow users to select the most suitable seat depth and width. Whether it's in an office, 24 hour call center, laboratory or triage station, with its five different mechanisms and specialized models, the Harmony series has a model for everyone.

Harmony models



High back knee-tilter with Schukra and generous seat



Medium back tilter with standard seat

The Harmony family offers models that are designed and tested for active weight loads, supporting a variety of users. Harmony has three weight capacities. Standard seating models are rated for users up to 300 lbs. Intensive use, 24 hour models are rated to 350 lbs. For those requiring a more robust solution, the bariatric models are warranted and rated for users up to 500 lbs.

Harmony models



Armless medium back operator with standard seat



Low back task stool with petite seat

Infection control and ease of cleaning are inherent in Harmony's details, including a moisture resistant under seat surface, stitch detailing on seat and back and the ability to offer sealed seams or moisture barrier seat lining.

Mechanisms



Medium back multi-tilter with standard seat



Multi-tilter



Knee-tilter



Operator



Tilter



Task



24 hour multi-tilter

Additional information can be found on the [Global website](#).

Harmony bariatric models

500 LB. ACTIVE WEIGHT CAPACITY WARRANTY



Adjustable headrest on select models

Optional outer back Black abrasion resistant polyester

Vinyl dipped solid steel loop style arm
Width adjustable by 1/4" on each side

Back support upright is 3" wide for extra strength

Seat standard with Ultracell high density, highly resilient foam

Seat width 25.5"

Side tension adjustment

High capacity, multi-tilt mechanism

Heavy duty pneumatic cylinder

Heavy duty six-legged steel base

Large diameter 3" casters

High back bariatric multi-tilter



The solid steel loop style arm is vinyl dipped, warm to the touch and impact absorbent



Large diameter 3" Black specially designed casters provide easy mobility for users up to 500 lbs.



Side tension adjustment can be reached from a seated position



32" diameter, heavy duty six-legged oval tubular steel base

Seating shown in Mayer Durango, Jade.

Heavy duty 24 hour

350 LB. ACTIVE WEIGHT CAPACITY WARRANTY

Harmony HD 24/7 multi-tilter models have been designed to meet the demands of multi-shift use, seven days a week, three shifts a day



Clear, protective edge bumper (back)

5¼" ratchet back height adjustment supported on 3" back bar

G6 ultimate adjustable lockable arm offers height and width adjustment on low rise "T" style base
Armcap is soft touch urethane

Ultracell high density, highly resilient foam

High capacity, multi-tilt mechanism

Heavy duty pneumatic seat height adjustment

Heavy duty tilt-tension adjustment to match user's weight

Heavy duty double clutch tilt lock control

Five-legged, injection molded, fibreglass reinforced nylon Black spider base

High back HD 24 hour multi-tilter with standard seat



Heavy duty pneumatic cylinder for extra support



Clear, protective edge bumper all around perimeter of back to prevent damage from impact with other furniture



Heavy duty tilt tension adjustment to match user's weight, heavy duty double clutch tilt lock control



Schukra™ depth adjustable lumbar support is designed to suit users and comfort requirements, standard on select models

Seating shown in Mayer Durango, Jade.

It's in the details



Armrests are standard at a low rise height



Armrests slide over top of the seat to allow for a narrower space between arms




Armrests slide forward and backward



Vertical back height ratchet adjustment of 5/4", standard on most models. Back support upright is 3" wide for extra strength



Standard with width adjustable vari-width arm extensions



Armrests articulate inwards and outwards by 15°




Seat depth adjustment standard on multi-tilters (except bariatric models) and optional on knee-tilters




Adjustable urethane armrests are standard. All movements are activated by push buttons embedded in the armrest



Schukra™ lumbar support is adjustable to suit user's comfort requirements, standard on select models



Fully upholstered back



Soft Descent™ pneumatic cylinder on most models



Please visit globalfurnituregroup.com for additional product information including environmental certifications.
Cover: Seating shown in Mayer Durango, Jade.



U.S.A.
Global Furniture Group
17 West Stow Road P.O. Box 562
Marlton New Jersey U.S.A. 08053
Tel (856) 596-2390 (800) 220-1900

Canada
Global Furniture Group
1350 Flint Rd., Toronto Ontario Canada M3J 2J7
Sales & Marketing: Tel (1-877) 446-2251

International
Global Furniture Group
560 Supertest Road, Toronto
Ontario Canada M3J 2M6
Tel (416) 661-3660 (800) 668-5870

Offices throughout Canada, United States, United Kingdom and Brazil. Distribution around the world. A member of Global Furniture Group. © 2021 ©™ Trademarks of Global Furniture Group. These products may be covered by one or more issued patents or pending patent applications in Canada, the U.S. and elsewhere. All intellectual property rights in applicable trademarks, patents and industrial designs are strictly reserved. Made in Canada. Specifications are correct at time of printing. Printed in Canada. Creative / Global Design Center 091221 21.0086